



Repose Patient Leaflet



Your guide to Repose





Why have I been given this product?

You have been given this product by your nurse or healthcare provider because you have been assessed as being at increased risk of developing a pressure ulcer (also known as a 'bed sore' or 'pressure sore') or you have already developed pressure damage.

Repose is highly effective at redistributing pressure as part of a package of care for the treatment and prevention of pressure damage to your skin.

What is a pressure ulcer?

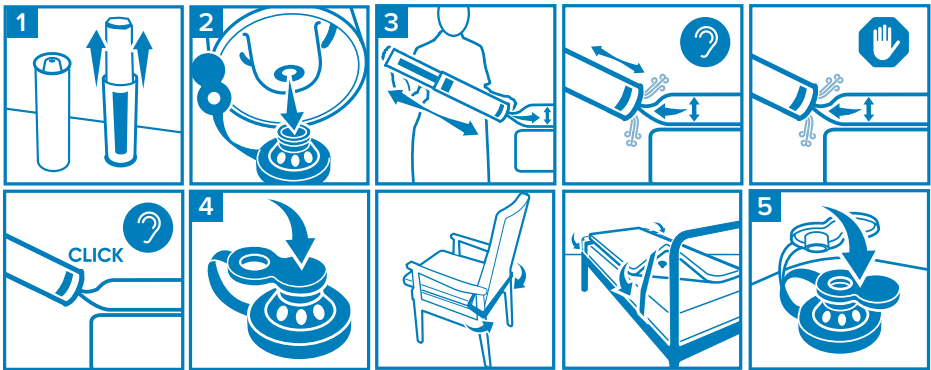
A pressure ulcer is a localised injury to the skin and/or underlying tissue, usually over a bony area, as a result of pressure.

How does Repose work?

Repose is made from a flexible, multi-stretch material which, when inflated, gently conforms to your shape, surrounding and supporting the body by redistributing pressure across a wide surface area thus protecting vulnerable parts of the skin surface and the tissue below.

How do I inflate my product?

1. Remove Repose from the tube and refit to form a pump.
2. Connect the valve on the pump to the Repose valve – Push to Fit.
3. Begin inflating and continue until air can be heard escaping from the pump valve. Discontinue inflating and wait to hear an audible click. This signals correct inflation pressure has been achieved.
4. Disconnect the pump and cover the valve with the solid end of the Repose sealing cap.



How do I clean my product?

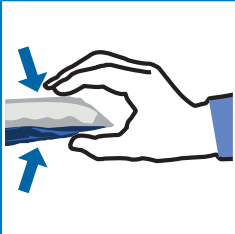
1. Clean and decontaminate as per the instruction for use.

How do I deflate my product?

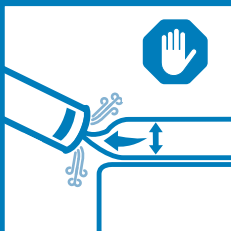
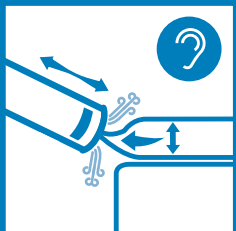
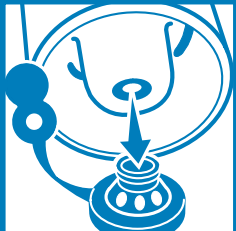

1. Remove the sealing cap from the Repose valve.
2. Insert the open end of the sealing cap into the Repose valve, allowing air to escape. (See Fig. 1)
3. Once deflated, with the cap still in place, roll up Repose, starting at the point furthest away from the valve, expelling any remaining air. Repeat this process as necessary.
4. Fold and roll up and place inside the pump for safe storage. Rotate the outer tube until it clicks closed.

Check Inflation Levels

Conduct the **daily squeeze test** to check inflation levels.



In case of doubt, follow the instructions for re-inflation.





Please make sure you look after your Repose product and it will look after you.



Squeeze daily and top-up when required

In case of doubt, follow the instructions for re-inflation



Keep away from sharp objects and pets



Keep away from direct heat
(including cigarettes)



Repose products are Multi-Patient Use



Returning your product

When your Repose product is no longer required, please ensure it is returned with the pump to your healthcare provider.



Your Repose Pump

Instructions for use

Your Repose Pump will show clear instructions, how to inflate, re-inflate, deflate and clean Repose.

Storage & Safety

Your Repose product can be easily stored inside the pump.

The locking button ensures that your Repose pump does not open during transportation.

Smart valve technology

Smart valve technology provides reassurance that your Repose product is never over inflated when following the instructions for use.

For more information:

Units 5 and 6 Lower Vicarage Road
Southampton
Hampshire
SO19 7RJ
T: 02380 420678
E: info@easycare systems.co.uk



easy  **Care**
systems