



Special Products and Service

Prism Hammock Sling

Sling Fitting Guide

www.easycare systems.co.uk

Table of Contents

| | |
|------------------------------------|---|
| Product Overview | 3 |
| Hammock Sling Generic Design | 3 |
| Patient Measuring..... | 4 |
| Sling Sizes | 4 |
| Material Types | 4 |
| Carry Bar Attachment | 6 |
| Sling Fitting..... | 7 |
| Sling Checks..... | 8 |
| Further Information | 9 |

Product Overview

The **sling range** is used by carers and health care professionals to assist in the lifting and transferring of patients whilst also satisfying the professional and home care environments.

The sling is designed to provide a patient handling and moving solution within a healthcare setting. The sling range is designed to support a patient when used in conjunction with a hoist. It has the ability to safely and securely raise an individual up from one location such as a bed, move the individual and then be easily removed or left in location once the patient is in the desired location.

The sling range will be used in conjunction with a hoist (either ceiling track or mobile) and will also interact with the environment eg bed and/or chair. The specific size and type of sling will be selected for each task based on a couple of user and environmental factors:

- Size and weight of the patient
- Other medical conditions of the patient
- The nature of the task to be completed
- If the sling is to be left in situ after the manoeuvre

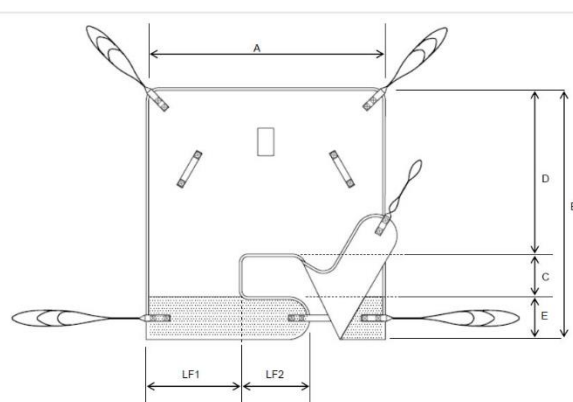
The sling is the component that provides the fit around the patient and ensures a safe and secure lift. Due to this there needs to be consideration of the weight and size of the patient to ensure a safe manoeuvre. The sling attaches to a hoist through the use of a carry bar. There are two types of connectors – hook and clip. Slings need to be manufactured to the correct specification to meet the need of the carry bar.

Hammock Sling Generic Design

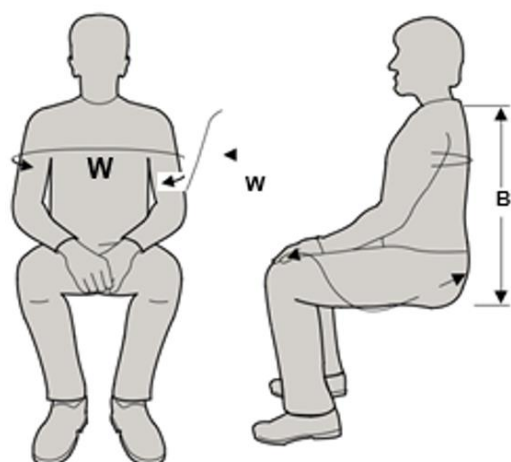
It is often the sling of choice in cases where a general-purpose sling such as the Universal Sling is unsuitable due to poor body tone.

This sling offers great comfort and versatility as it can be used in a divided leg or cross-over position which also provides good support for amputees (subject to assessment).

The Hammock Sling is available in different materials, each providing a number of different benefits to the user.



Maximum support during the lift providing full support to the neck, back and shoulders



W: Humorous bone – outer most post (left to right)



B: Coccyx to base of neck



Sling Sizes

Sling sizes are identified through the colour of the ribbon edging. The colour and size is identified below.

| Size | Col | Sling Width | User Width Range | | Sling Back | User Back Range | |
|---------|-----|-------------|------------------|-----------|------------|-----------------|-----------|
| | | | (Minimum) | (Maximum) | | (Minimum) | (Maximum) |
| Child | | 640 | 407 | 473 | 450 | 400 | 500 |
| Junior | | 750 | 477 | 554 | 580 | 540 | 620 |
| Small | | 850 | 541 | 628 | 630 | 580 | 680 |
| Medium | | 960 | 611 | 710 | 700 | 650 | 750 |
| Large | | 1050 | 668 | 776 | 700 | 650 | 750 |
| X Large | | 1180 | 750 | 872 | 730 | 680 | 780 |

Material Types

The various materials provide various benefits to the patient, the material options are:

- Polyester Solid (Grey)
- Polyester Mesh (Grey)
- Parasilk (Aquamarine Blue)
- Supersoft Spacer (Black)


Material specifications and benefits are summarised below:

| Material | Benefits |
|----------------------------|--|
| Polyester Solid (Grey) | <p>The material is quick to dry and is able to be submerged in water along with being extremely tough, lightweight and flexible, reducing shock while loading.</p> <p>The high-quality polyester webbing material allows for these slings to be used time and time again, giving you outstanding value for money.</p> |
| Polyester Mesh (Grey) | <p>The mesh version of the polyester material adds an additional benefit of assisting in body temperature regulation and provides some breathability. As with the solid polyester material is quick to dry and is able to be submerged in water along with being extremely tough, lightweight and flexible, reducing shock while loading.</p> <p>The high-quality polyester webbing material allows for these slings to be used time and time again, giving you outstanding value for money.</p> |
| Parasilk (Aquamarine Blue) | <p>Parasilk fabric is a fine and soft material, allowing the sling to slide smoothly under the patient. This soft fabric also prevents pressure areas, making it suitable for patients with sensitive skin conditions.</p> |
| Supersoft Spacer (Black) | <p>A “supersoft” breathable, stretch capable fabric, which is also padded for comfort during longer periods of transfer and reducing the risk of skin conditions.</p> |

Carry Bar Attachment

The sling attaches to a hoist through the use of a carry bar. There are two types of connectors – hook and clip. Slings need to be manufactured to the correct specification to meet the need of the carry bar.

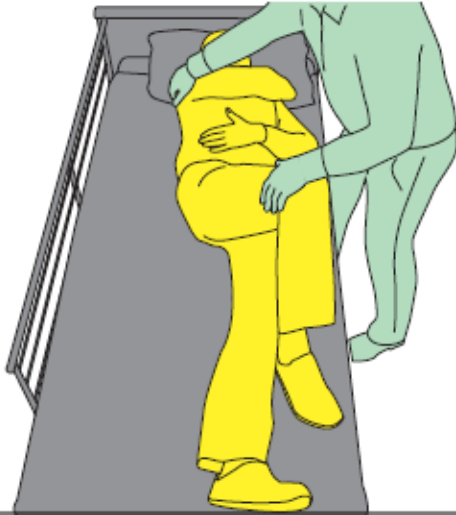
Refer to 'The General User Safety Guide: Patient Slings' for instructions how to safely and correctly attach the sling to the carry bar.



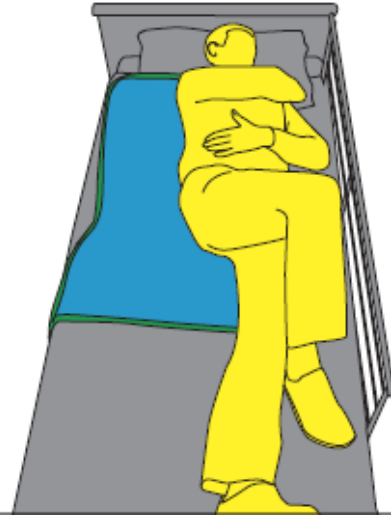
Sling Fitting

- 1** PLEASE NOTE - THIS SLING SHOULD ONLY BE APPLIED AND REMOVED ON A FLAT LYING SURFACE.

Roll the client to one side using a suitable rolling technique.



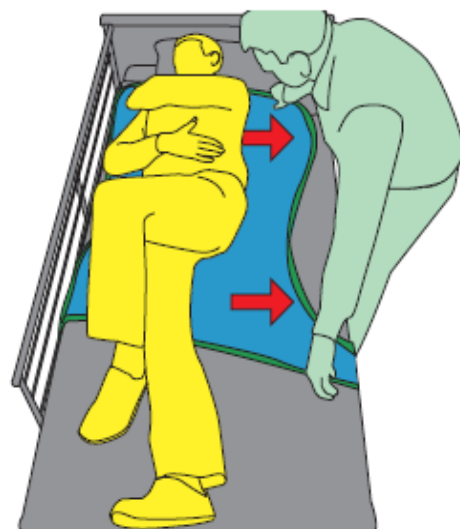
- 2** Lie the sling flat with the label facing down on the bed. The bottom edge of the sling should be in line with the client's knees and the top should be in line with the base of the neck. Tuck the half which is nearest to the client underneath them.

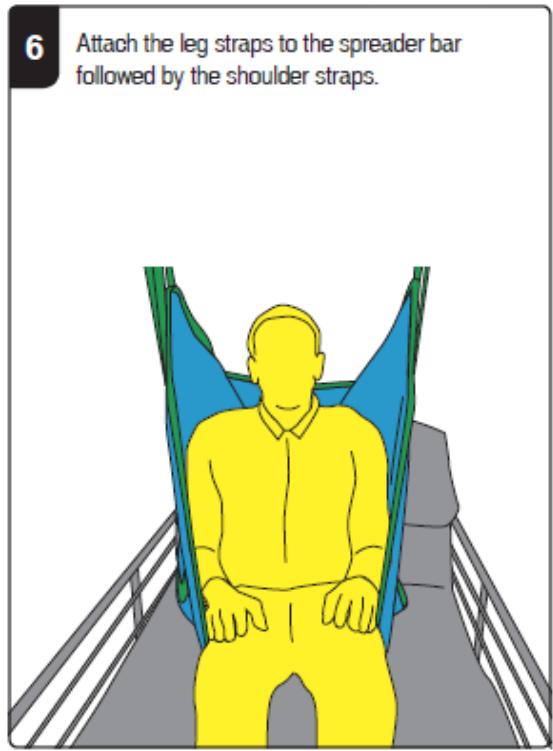
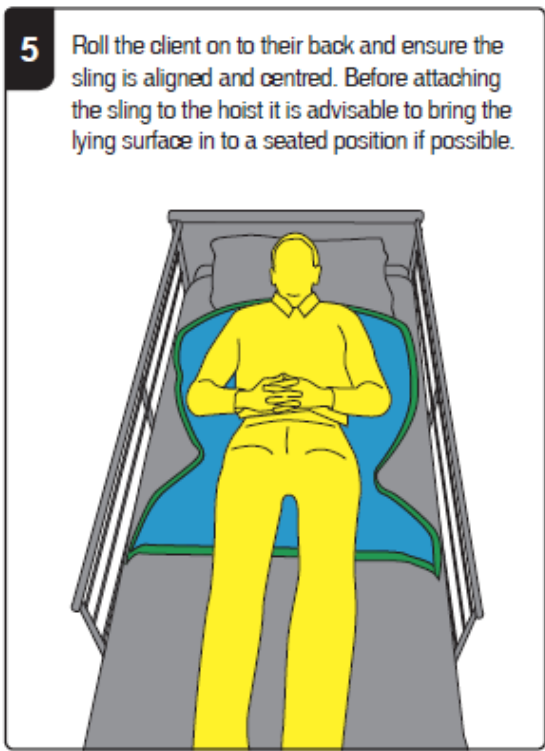


- 3** Roll the client to the other side exposing the previously tucked in half of the sling.



- 4** Pull out the sling and ensure that the sling is flat and even.






Sling Checks



Sling Loops – Check the condition and integrity (if relevant)



Sling Clips – Check the condition and integrity (if relevant)



Clips – Check the condition and integrity



Fabric and Seams – Check the condition and integrity

Equipment safety checks for slings prior to each use, need to ensure that:

- The sling is the correct size and type for the patient and is fit for purpose
- The sling and hoist are compatible
- All labels are legible and show the SWL (safe working load) and unique identifier and size
- There are no signs of fraying, tears or deterioration
- All fabric and stitching is present and intact
- The Velcro (if applicable) is clean and free of fibres/fluff etc.
- The loops/clips have no obvious signs of damage/fraying etc.
- It has been cleaned.

Do not use the sling if it fails any of these checks.

If the sling appears damaged during the lift return the patient to a surface as soon as possible.

If the sling is not safe to use, please follow instructions provided in 'The General User Safety Guide: Patient Slings'.

Further Information

More information can be found in 'The General User Safety Guide: Patient Slings'



Special Products and Service

Contact Us

Units 5 and 6 Lower Vicarage
Road
Southampton
Hampshire
SO19 7RJ

T: 02380 420678

E: info@easycare systems.co.uk

www.easycare systems.co.uk