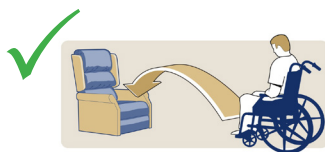


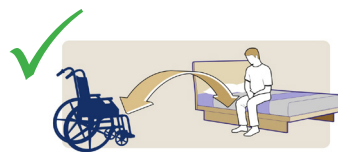
Toileting Low

The Oxford® Toileting Low sling is designed specifically to facilitate the toileting process, offering good access to clothing. Made from durable, heavy-duty polyester, it incorporates a removable, elasticated waist belt for added support and security. It is not a general purpose sling and will only suit around 25% of clients.

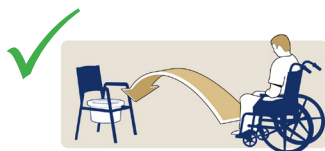
- ✓ 'Arms in' design alleviates under-arm and shoulder pressure
- ✓ Removable 'bones' to the back section offer added support
- ✓ Adjustable, elasticated body belt for added support and security
- ✓ Padded leg sections for additional comfort
- ✓ Discreet colour coded tab on top section to denote size
- ✓ Coloured attachment loops promote correct/safe positioning
- ✓ Can be customised to fulfil patient specific needs



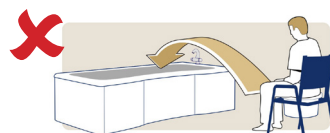
Chair to Chair



Bed to Chair/Chair to Bed
(From seated position only)



Chair to Commode/Toilet



Transfer to Bath



Floor to Bed/Chair



Rehab/Assisted Standing

Size	Part No.	SWL
XS	SL1741	227 kg
S	SL1742	227 kg
M	SL1743	227 kg
L	SL1744	227 kg
XL	SL1745	284 kg

