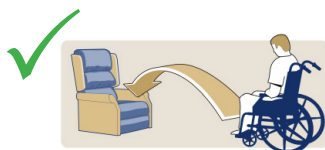


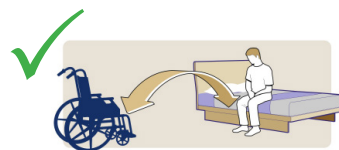
Quickfit Deluxe Disposable

The Oxford® Quickfit Deluxe Disposable sling is suitable for the vast majority of patients. Contoured leg sections provide increased hip and thigh support and it can be used for amputees following careful assessment. In the interests of avoiding cross-infection, this sling is specifically designed for single patient use only.

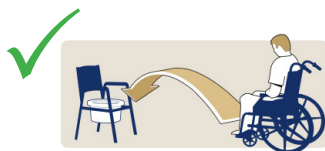
- ✓ Padded leg sections for increased comfort
- ✓ Colour coded binding indicates sling size
- ✓ Coloured attachment loops promote correct/safe positioning



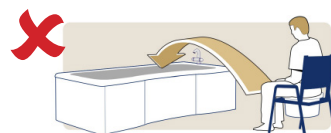
Chair to Chair



Bed to Chair/Chair to Bed



Chair to Commode/Toilet



Transfer to Bath



Floor to Bed/Chair



Rehab/Assisted Standing

Size	Part No.	SWL
S	SL3141	227 kg
M	SL3142	227 kg
L	SL3143	227 kg

