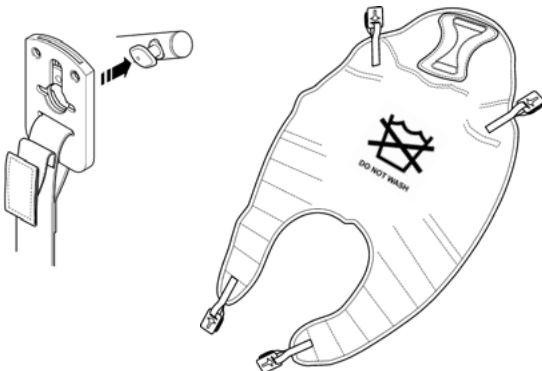


User Instruction Manual

Oxford® Comfort Disposable Sling (Including Securi3 Clip System)

To avoid injury, read user manual prior to use. For alternative languages, contact your authorised service provider.



Introduction

The Oxford® Comfort Disposable sling is an easy fit, contoured sling designed to accommodate 85-90% of clients. For use in conjunction with a 4-point positioning cradle, the patented Securi3 clip system ensures no inadvertent detachment of the sling. In the interests of avoiding cross-infection, this sling is specifically design for single patient use only.

NOTE: DO NOT WASH DISPOSABLE SLINGS

Statement of Intended Use

A sling is an item of moving and handling equipment that is used with a mechanical lift in order to facilitate the transfer of a patient. It comprises a specially designed and constructed piece of fabric that is placed under and/or around a patient before being attached to the spreader bar/cradle of a lift to raise, transfer and lower the patient. When selected and used correctly, a sling and lift combination will achieve a safer transfer and reduce the risks associated with manual handling.

It is the responsibility of a competent person to conduct a thorough risk assessment prior to using any sling, to ensure that the sling choice, method of positioning in the sling and procedure for transfer has been correctly determined for the patient. For further guidance, please contact your authorised Oxford Service Provider or Joerns Healthcare.

FOR USE WITH PASSIVE LIFTS ONLY.

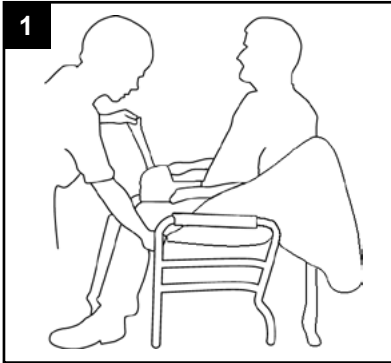
Serious Incident Reporting

In the event of a serious incident taking place during use of this product, affecting the patient and/or caregiver, it must be reported to the product manufacturer or authorised distributor. Should the incident take place within the European Union (EU), it must also be reported to the local competent authority within the member state.

⚠ WARNING

- **OXFORD RECOMMENDS THE USE OF GENUINE OXFORD PARTS. Oxford sling and lift products are designed to be compatible with one another. For country specific guidance on sling use and compatibility, please refer to the sling label or contact your local market distributor or Joerns Healthcare.**
- **For the safety of the patient and carer; before using a sling a full risk assessment must be conducted to ensure that the correct sling choice, method of positioning in the sling and procedure for transfer has been determined for the patient.**
- **CHECK sling and stitching before each use. Using bleached, torn, cut, frayed or broken slings is unsafe and could result in serious injury or death to the patient.**
- **DO NOT alter slings. Destroy and discard worn slings.**
- **NEVER leave a patient unattended.**
- **DO NOT exceed the rated capacity of the sling or lift.**
- **DO NOT attempt to re-position a patient by pulling on the sling loops.**

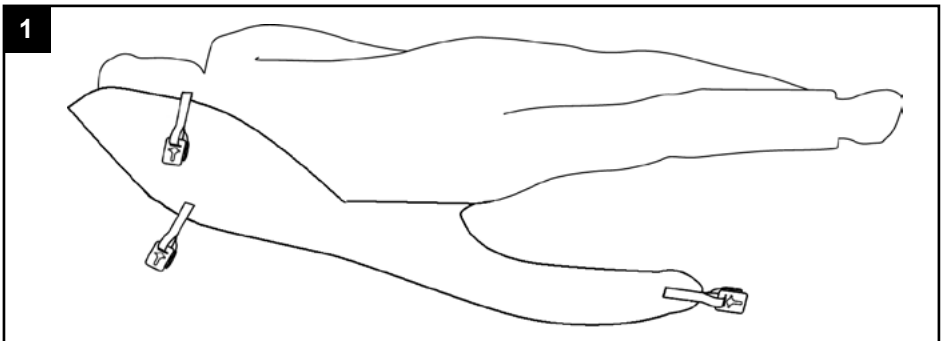
Fitting the Sling from a Seated Position



The Comfort sling is fitted to the patient in the traditional way. Fitting from the seated position requires the carer to raise the clients leg and feed the leg support piece under and up between the legs. Repeat this procedure for other leg. Ensure the sling is not twisted or creased under the thigh. Bring both leg pieces together and feed through the modesty strap.

Position the rear section of the sling up and around the shoulders and head, the client is then ready for lifting.

Fitting the Sling from a Lying Position

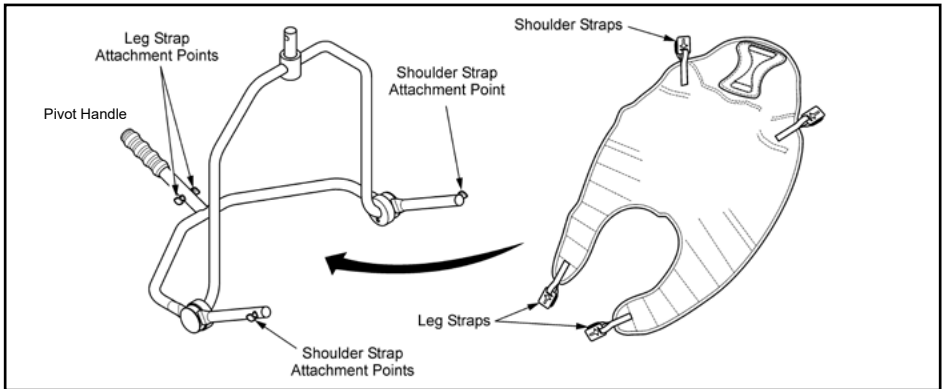


Safely position the client onto the sling, ensuring that the top of the commode aperture is at the base of the spine. Position the spreader bar as shown opposite and the client is ready for lifting.

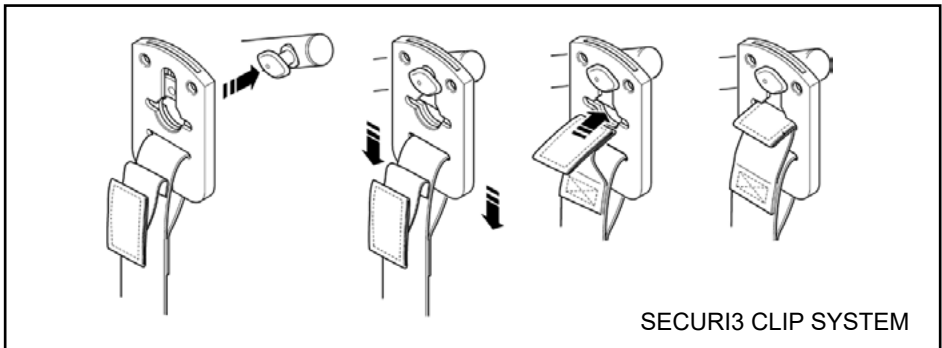
GOLDEN TIPS

- 1. THE CLIENT'S POSTURE CAN BE ALTERED BY PUSHING DOWN ON SPREADER BAR PIVOT HANDLE.**
- 2. ATTACH SECURI3 CLIPS TO THE CRADLE.**
- 3. ENSURE ALL GREEN SAFETY LOOPS ARE VISIBLE BEFORE LIFTING.**

Fitting the Sling to the 4-Point Cradle



When fitted to the patient, the sling is connected to the 4 point cradle by using the Securi3 clip system (step by step guide as follows). To remove, simply reverse this procedure.



Technical Specifications

STANDARD	BS EN ISO 10535
----------	-----------------



This product is a Medical Device in accordance with EU Medical Device Regulation 2017/745.

Sizing & Safe Working Load

SIZE	SWL
PAEDIATRIC (BROWN)	500lbs / 227kg
SMALL (RED)	500lbs / 227kg
MEDIUM (YELLOW)	500lbs / 227kg
LARGE (GREEN)	500lbs / 227kg
EXTRA LARGE (BLUE)	500lbs / 227kg

For more information on sling dimensions, please contact us. For guidance on sling application, visit www.oxfordslingselector.co.uk.

Washing Instructions & Safety Checks



DO NOT wash



DO NOT dry clean



DO NOT tumble dry



No smoking



DO NOT iron



⚠ WARNING

Disposable slings are patient specific and are designed not to be washed. Washing will compromise the integrity of the sling and therefore make it unsafe for use. Scan QR code or [click here](#) for important sling safety checks and information.

PLEASE NOTE: Additional slings are available to meet individual patient needs. We advise that you always seek the advice of a trained clinician, authorised Oxford distributor or Joerns Healthcare prior to purchase or use.

End of Life Disposal

Slings and associated material accessories should be sorted as combustible waste in accordance with local or national regulations.



Special Products and Service

Contact Us

Units 5 and 6 Lower Vicarage
Road

Southampton

Hampshire

SO19 7RJ

T: 02380 420678

E: info@easycare systems.co.uk

www.easycare systems.co.uk
