



Immedia

Manual transfer aids
Product guide

easy&care
systems

A close-up photograph of a young man with light brown hair and a beard, wearing teal medical scrubs. He is smiling warmly at the camera. The background is a blurred clinical setting.

Etac

Etac is a world-leading developer and provider of ergonomic assistive devices and patient handling equipment. Through our specialized product brands, we offer state-of-the-art products for a wide range of daily needs and care settings, for all stages of life. Whether the solution is for a child or an elderly person, our aim is to promote the individual's abilities and improve the caregiver's working conditions – through quality, functionality and design.

immedia

Immedia by Etac - offers user-friendly manual transfer and positioning aids enabling safe and comfortable transfers for both the caregiver and the patient.

easy&care
systems

Easy Care Systems provides special products and private service throughout the UK.



Positioning horizontal

Immedia SatinSheet System	4
SatinSheet 2Direction BaseSheet options.....	4
Immedia 4WayGlide System	6
4WayGlide NylonSheet	7
4WayGlide Mattress.....	8
Immedia TwinSheet4Glide.....	8
Immedia MultiGlide Slide Sheets.....	9
Immedia MultiGlide Single Patient Use	9
Immedia In2Sheet	10
Immedia GlideCushion and TurningMattress.....	10



Positioning sitting

Immedia Swivel Cushions	11
Immedia OneWayGlide	11



Transfer sitting

Immedia Turntables/Swivel cushions for the floor	12
Immedia Transfer Boards & Glide pad.....	13



Transfer horizontal

Immedia 2Move	14
Immedia TransferMattress	15



Support

Supporting and assistive aids.....	15
------------------------------------	----



Special solutions

Aids for special solutions.....	16
---------------------------------	----



Positioning cushions

Soft, relieving and calming, for multiple purposes	18
--	----



Sit to stand


Sit to stand platforms	19
------------------------------	----

Positioning horizontal



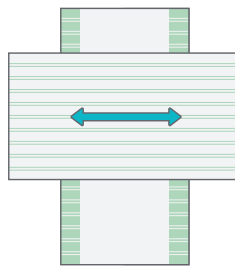
Immedia SatinSheet System

A complete in-bed system for turning and positioning from independent to assisted users



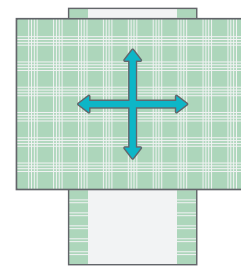
2Direction BaseSheet

Start with a 2Direction BaseSheet that is fitted directly to the mattress. The BaseSheet has a low friction sliding satin area in the centre, allowing independent side to side movement. Longitudinal the BaseSheet has high friction edges to minimize the risk of sliding off the bed.



2Direction DrawSheet

Add the 2Direction DrawSheet for a partly dependent user who needs assistance with side to side movement. The DrawSheets are designed to be used on top of the BaseSheet. They do not work on their own.



4Direction DrawSheet

Add the 4Direction DrawSheet for a dependent user who needs assistance moving in all directions. The DrawSheets are designed to be used on top of the BaseSheet. They do not work on their own.

SatinSheet 2Direction BaseSheet options

The BaseSheet can remain in bed and can make it easier for the user to move or turn. The sheet can be placed on top of a pressure-relieving mattress without any significant effect on the mattress benefits.



2Direction Corner

A sheet with elastic corner straps for fitting to the mattress. Easy to fit for a single carer and works well with thicker mattresses or when a pressure relieving mattress is used.

- **Easy to use for single carers**
- **When a thicker mattress is used**
- **When a pressure-relieving mattress is used**



2Direction

A traditional sheet that can be tucked under the mattress. The user lies directly on the satin area which reduces friction between bedding and nightwear making moving and turning easier.

- **Traditional sheet**
- **Satin area full length of the BaseSheet**
- **Available in three lengths, three widths and out of centre satin**



2Direction Fit

A fitted sheet with drawstring and a satin area that covers the full width of the bed under the lower half of the body. Allows user to slide their legs in and out of bed.

- **Fitted sheet**
- **Full length**
- **Easier sliding for the legs**



2Direction Elastic Fit

A fitted sheet with elastic band and with open corners to allow the tube from ex. the air mattress. The satin area covers the full width of the bed under the legs. This makes it easier to slide the user's legs in and out of bed.

- **Open corners for air mattresses**
- **Easier sliding for the legs**
- **Fitted sheet**

SatinSheet DrawSheet options

Immedia DrawSheets are designed to be used on top of the BaseSheet and do not work on their own. The 2Direction DrawSheets can be used for partly dependent users and the 4Direction DrawSheets for dependent users.



DrawSheet 2Direction

This polyester/cotton sheet is used to move from side to side on the bed, but it stops movement up and down so that the user does not slide into the bed.

- **The stripes indicate the glide direction**
- **For improved micromovement**
- **Thin draw sheet**



DrawSheet 4Direction

This is a polyester/cotton sheet with a satin back side which stays on the BaseSheet and allows movement up and down and side to side.

- **The pattern stripes indicate the sliding directions**
- **Very low friction for easy repositioning**
- **Available in different lengths**



DrawSheet 4Direction with handles

A polyester/cotton sheet with a satin back side which stays on the BaseSheet. Allows movement up/down and side/side. Can be combined with a hoist for turning.


- **Suitable for single handed care**
- **Can be used with a hoist**
- **Available in different lengths**



In2Sheet 4Direction with wings

This is an incontinence pad with a satin back side which stays on the BaseSheet and allows movement up and down and side to side.

- **For incontinent users**
- **Very low friction for easy repositioning**
- **Wings for pulling and to tuck under the mattress**



In2Sheet 4Direction with handles

This is an incontinence pad with a satin back side which stays on the BaseSheet. Suitable for single handed care, as the handles can be combined with a hoist for turning.

- **Suitable for single handed care**
- **For incontinent users**
- **Can be used with a hoist**



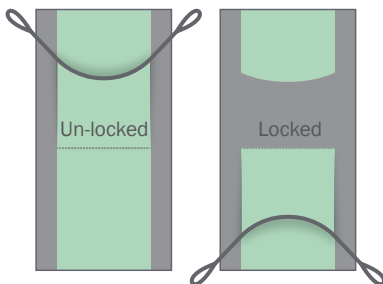
SatinSheet PillowCase

When the pillow is placed with the stripes from side to side, the carer can move the user's head sideways without lifting it. Placed in the other direction, the user can be assisted in easier move up in bed.

- **For moving the head side/side without lifting**
- **Facilitates moving higher up in the bed**
- **Stays under the head**

Immedia 4WayGlide System

In-bed system for users with limited mobility.

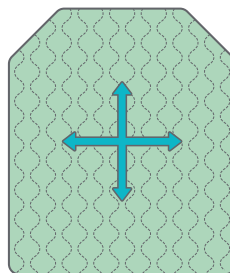


4WayGlide NylonSheet

Start with a nylon sheet that is fitted directly to the bed mattress. The low friction sliding surface allows the GlideMattress to easily slide on-top. The NylonSheet has elastic corner straps for fitting to the mattress.

The 4WayGlide NylonSheet is designed to be used under the Glide Mattress and do not work on its own.

Available in several variants.

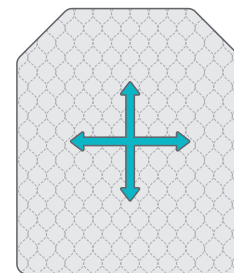


4WayGlide Mattress

Add the 4WayGlide Mattress to assist moving in all directions. The Glide Mattress has handles on the back side providing a good grip for repositioning. And corner straps to place under the bed mattress to prevent the user to slide with the upper body in sitting positioning.

The 4WayGlide Mattress is designed to be used on top of the NylonSheet and do not work on its own.

Available in 3 lengths - full, midi and mini.



TwinSheet4Glide Glide pad - for incontinent users


Add the TwinSheet4Glide to assist moving in all directions. The Glide pad has handles on the back side facilitating a good grip for repositioning.

The TwinSheet4Glide is designed to be used on top of the NylonSheet and do not work on its own.

Available in two variants.

4WayGlide NylonSheet


Always used with a glide mattress. Remains in bed and can make it easier for the carer to move or turn the user. Can be placed on top of a pressure-relieving mattress without any significant effect on the mattress benefits.



NylonSheet

With no lock and no non-slip along the side this is a nylon sheet, which can be used where there is no need to prevent the user to slide down or in/out of bed.

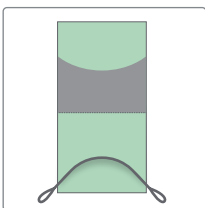
- **No lock**
- **Traditional nylon sheet**
- **Easier transfer from bed to bed**



NylonSheet with non-slip sides

Longitudinal the BaseSheet has high friction edges and can be used when there is a need to minimize the risk of sliding off the bed.

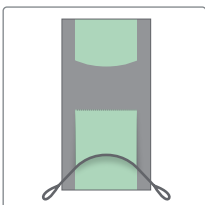
- **No lock, non-slip sideways**
- **Minimizes risk of sliding off the bed**
- **Available in 3 length - full, midi and mini**



NylonSheet with lock

The nylon sheet has one lock under the seating area. Can be used when there is a need to minimize the risk for the user to slide down in bed.

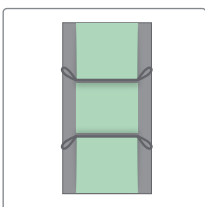
- **Lock**
- **Minimizes risk of sliding down in bed**
- **Easier transfer from bed to bed**



NylonSheet with lock & non-slip sides

The nylon sheet has one lock under the seating area. Can be used when there is a need to minimize the risk for the user for sliding down and off the bed.

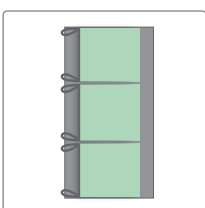
- **Lock**
- **Minimizes sliding down and sideways**



NylonSheet with two locks & non-slip sides

Can be used where there is need to prevent the user to slide down and in or out of bed. There is no lock under the buttocks and this is to prevent shear and friction while the user is sitting in bed.

- **Two locks**
- **Non-slip along sides**
- **Minimizes sliding down and sideways**



NylonSheet with three locks & non-slip sides

This is the most complex nylon sheet with seven different ways to lock the system. Can be used where there is a need to prevent the user to slide down and in/out of bed.

- **Three locks - optional to use one, two or three**
- **Lock sideways**
- **Minimizes sliding down and sideways**

4WayGlide Mattress


The in-bed solution suitable for turning and positioning of users from partly dependent to assisted users with severely reduced mobility.



4WayGlide Mattress - Polyester/Cotton mini, midi, LPL and maxi

The Standard 4WayGlide Mattress with a polyester/cotton top side. Handles on the inside improve the grip and allow attachment to a hoist.

- **With handles for improved grip**
- **Can be used with a hoist**
- **Available in 2 widths and 3 lengths**



4WayGlide Mattress LPL + maxi

With a Polyurethane top side. The surface is wipe-clean. Handles on the inside improve the grip and allow attachment to a hoist. Also available as 4WayGlide maxi which is an alternative for plus size users.

- **Polyurethane for wipe off**
- **With handles for improved grip**
- **Can be used with a hoist**

Immedia TwinSheet4Glide


The in-bed solution suitable for turning and positioning of incontinent users with severely reduced mobility. Also for users with dementia, for those who feel unsafe, have brain damage, pain, pressure ulcers or are heavy.



Immedia TwinSheet4Glide Long

With a microfibre top side and an absorbent middle layer for users with incontinence. Handles on the inside improve the grip and allow attachment to a hoist.

- **For incontinent users**
- **Full length**
- **Can be used with a hoist**



Immedia TwinSheet4Glide Top & Down

Two parts which is ideal to use in combination with a hoist. The user can be positioned on the side for ulcer care or personal hygiene. The bottom part can easily be removed and replaced if soiled.

- **For incontinent users**
- **2-parted**
- **Ideal for ulcer care or personal hygiene**

Immedia MultiGlide Slide Sheets

Immedia MultiGlide is suitable when there is a need to minimise friction under the pressure points. For instance, when turning and repositioning in the bed and when moving between bed and wheelchair.



Immedia MultiGlide

A thin tubular slide sheet high-low friction, low friction on the inside and high friction on the outside. The high friction outside ensures that it remains in place under the user during transfer and also provides a waterproof barrier.

- **High-low friction**
- **Tubular**
- **Waterproof**



Immedia MultiGlide SG

A slide sheet with low-low friction. Suitable for all types of situations when there is a necessity to minimise friction under pressure points. It has low friction both inside and outside with the double layer minimising friction.

- **Low-low friction**
- **Tubular**
- **For all situations**



Immedia MultiGlide SG Roll

A nylon slide sheet with low-low friction. MultiGlide SG roll can be cut down to any desired length. It has low friction both inside and outside.

- **Low-low friction**
- **10 meter roll**
- **Cut to desired length/width**



Immedia MultiGlide with handles

A tubular slide sheet with high-low friction, high friction on the outside and low friction inside. The handles are specifically designed to facilitate transfers up and down in bed, e.g. X-ray table or CT and MR scanner.

- **High-low friction**
- **Handles to facilitate movement up/down in bed**
- **Waterproof**

Immedia MultiGlide Single Patient Use

A user-specific disposable sliding sheet with low-low friction that reduces the risk of cross-contamination and infection. Can be used for transfer tasks such as turning and repositioning in bed or on an operating table.



Immedia MultiGlide SPU

The thin sliding sheet reduces friction under pressure points which minimizes the shear forces on the user considerably and decreases the workload on the carer.

- **Low-low friction**
- **Disposable**
- **Reduces the infection risk**

Immedia In2Sheet

An absorbing pad with a low friction backside. Reduces the friction side-to-side and are suitable for turning an incontinent user with reduced mobility.



Immedia In2Sheet

An absorbing pad used directly on top of a cotton bed sheet, The satin backside reduces friction from side-to-side.

- **For incontinent users with reduced mobility**
- **Facilitates turning in bed**
- **Handles along the sides for better grip**

Immedia GlideCushion and TurningMattress

For turning and repositioning users



Immedia GlideCushion

Used for turning or moving up/down in bed and when transfer from bed to wheelchair. Can be used to support independent or assisted movement. Can be combined with a waterproof nylon cover.

- **Minimizes friction under pressure points**
- **Facilitates moving up/down and side/side in bed**
- **Available in polyester/cotton**



Immedia TurningMattress

The mattress can be placed in the bed under a user with reduced mobility. The low friction inside the mattress facilitates the user's turning in bed, independently or with the help of carers.

- **Facilitates turning in bed**
- **Can remain in bed under the user**
- **Available in polyester/cotton**

Positioning sitting



Immedia Swivel Cushions

Immedia Swivel Cushions are specifically suitable to support turning in and out of a car, bed or chair.



Immedia EasyTurn

Immedia EasyTurn is a soft swivel cushion that makes it easier for the user to get in and out of a car or bed. The cushion is easy to apply and use.

- **Facilitates getting in/out of a car or bed**
- **Allows rotating**
- **Easy to apply**



Immedia AutoTurn

The AutoTurn facilitates for the user getting in and out of a car. Its low friction allows to slide and turn into the desired position in the car seat. This minimizes strain and twisting of feet, knees, hips and back.

- **Facilitates getting in/out of a car**
- **Allows sliding, turning and rotating**
- **Minimizes strain**

Immedia OneWayGlide

Solutions for positioning when sitting



OneWayGlide Non-Slip

OneWayGlide Non-Slip is a tubular cushion with a Non-Slip outer material that grips to any surface.

- **High friction**
- **Can be used on all surfaces**
- **Slide in one direction**



OneWayGlide Velour Pad

OneWayGlide Pad is a one layer pad with velour top side suitable for use directly on a textile surface.

- **One layer**
- **Velour surface**
- **Slide in one direction**



OneWayGlide Velour Pad

OneWayGlide velour is a tubular cushion with velour top side. More comfortable to sit on, but needs to be used on a textile surface.

- **Tubular**
- **Velour surface**
- **Slide in one direction**



OneWayGlide Velour Pad

A long and open cushion with handles and velour top side. The length allows for repositioning to be done several times in one application. The handles provides a good grip, allowing the carer to assist.

- **Open glide cushion**
- **Slide in one direction**
- **Handle to assist by repositioning**



OneWayGlide Long with straps Velour

A long and open cushion with handles and velour top side. The length allows for repositioning to be done several times in one application. The straps are used to tie the cushion to the wheelchair frame when necessary.

- **Slide in one direction**
- **Handle to assist by repositioning**
- **Straps to tie the cushion to the wheelchair frame**

Transfer sitting



Immedia Turntables/Swivel cushions for the floor

Suitable for supporting the feet during seated transfer



Immedia PediTurn Soft

A soft cushion suitable when the user is not wearing shoes. It has a non-slip surface on both sides to avoid sliding out of position.

- **For users without shoes**
- **Transfer between to sitting areas**
- **Minimizes strain in the knees and ankles**



Immedia PediTurn Hard

A hard plate suitable when the user is wearing shoes.

- **For users with shoes**
- **Transfer between to sitting areas**
- **Minimizes strain in the knees and ankles**

Immedia Transfer Boards & Glide pad

A transfer board is intended to bridge shorter gaps when performing seated transfers, for example between bed and wheelchair. The low friction on the top side allows the user to transfer independently or with assistance.



Immedia E-Board with flap

The E-Board has a flap along the side, that can be bent up or down, which provides sturdiness and stability. The upward flap is used to protect against the wheel of the wheelchair.

- **Sturdy, long and stable**
- **With a flap to protect against the wheelchair wheel**
- **Available in two lengths**



Immedia E-Board

This is a smaller and lighter board that is easily carried and suitable for the more active and independent user.

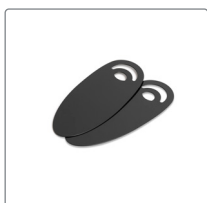
- **For the more independent user**
- **Light and easy to carry**
- **Available in two lengths**



Immedia E-Board Oval L

Thin sliding boards used for bed to bed transfers, application of slings and repositioning. The board is flexible with a smooth, low-friction surface that reduces friction.

- **Flexible and smooth - only 3 mm**
- **For horizontal transfers and repositioning**
- **For application of a sling**



Immedia E-Board Oval S

Thin and small sliding board, used for repositioning a user further back in a wheelchair or for application of a sling.

- **Easy to apply**
- **For repositioning**
- **For application of a sling**



Immedia Butterfly Board

A long, wide and stable transfer board. The cut-outs can be positioned against the wheelchair and the non-slip protection on the back allows a good and stable positioning.

- **Long, wide and stable**
- **For transfer to a wheelchair**
- **Can be used Butterfly glidewing for additional slide function**



Immedia 3B-Board

A stable transfer board with a traditional curved shape. The board can be placed either with the curve forwards or backwards depending on the transfer situation and surrounding obstacles, e.g. wheelchair wheels.

- **Stable and curved**
- **Allows transfer across wider gaps**
- **Curved to facilitate the natural pattern of movement**



Immedia Dolphin Toilet Board

A sturdy and stable transfer board designed for transfer to the toilet. The cut-outs and anti-slip enable good and stable positioning against the wheelchair. This also allows the user to stay on the board while sitting on the toilet.

- **Transfer to toilet or toilet chair**
- **Sturdy and stable**
- **With cut-outs for wheelchair**

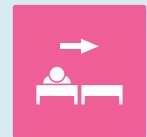


Immedia Swan

An open glide pad with a handle, suitable for transfer between bed and wheelchair or in and out of a car. Can be used independently or in combination with a transfer board for positioning, repositioning or transfer.

- **Use independently or with a board**
- **Support transfer between bed, wheelchair and chair**
- **For transfer in/out of a car**

Transfer horizontal



Immedia 2Move

A transfer board is intended to bridge shorter gaps when performing seated transfers, for example between bed and wheelchair. The low friction on the top side allows the user to transfer independently or with assistance.



Immedia 2Move transfer board

Bridges the gap when transferring between two supine positions. Can be used for all horizontal transfers and is easy to transport and store.

- **Low weight - easy to transport and store**
- **4 sizes - long foldable, long and wide foldable, short, long rigid**



Accessory: Immedia 2Move Nylon Cover

A low friction cover which slides around the board. Minimises friction and facilitates the transfer.

- **Waterproof**
- **Minimizes friction**



Accessory: Immedia 2Move Disposable Cover

A low friction cover which slides around the board. It minimises friction and facilitates the transfer. Used with 2Move and Nylon Cover to protect the board from getting soiled.

- **Disposable**
- **Minimizes friction**
- **Protects the board from soil**



**Accessory:
Immedia 2Move Display**

The wall display assures the accessibility of the transfer board and has a dispenser for the disposable cover.

- **Accessibility for the transfer board**
- **Dispenser for the disposable cover**

Immedia TransferMattress

A soft padded mattress for horizontal transfer between two supine positions.



Immedia TransferMattress

Facilitates horizontal transfer between two back positions, such as bed to bed, bed to shower trolley or bed to X-ray table. Can also be used for turning in bed, for instance from “face up” to “face down”.

- **Provides a soft and comfortable horizontal transfer**
- **Facilitates horizontal transfer and turning in bed**
- **Soft padded polyester/cotton**




**Accessory:
Immedia Nylon Cover**

Immedia TransferMattress can be combined with a waterproof Nylon Cover.

- **Waterproof**
- **Minimizes friction**
- **Protects the mattress from soil**

Support



Supporting and assistive aids

Solutions for support, mobilisation and transfer.



Immedia SupportBelt

A useful aid when helping a person to stand up or sit down, to support walking or to assist during transfer. The diagonally placed handles allow the carer to maintain a more ergonomic grip.

- **To support walking or sit/stand**
- **Many handles secure a good grip**
- **Support training**



Immedia Sling

Immedia Sling with handle acts as an extension of the arms, so that the carer can offer support and at the same time maintain a good ergonomic position and grip, without entering the user's personal space.

- **Moving higher up in bed**
- **Transfer between bed, wheelchair, chair**
- **Extended arms**



Immedia SmartMove

Can be used to support transfer from sitting to standing, move higher up in bed or move back/ forward in a chair. The inside has a non-slip material to help prevent sliding out of position.

- **Moving higher up in bed**
- **Transfer between bed, wheelchair, chair**
- **Extended arms**



Immedia BedString

Intended for the active user to support moving to a sitting position in bed. The user may use it to lean themselves forward to allow easier application of a sling, positioning of pillows or for dressing.

- **Supports when repositioning to sitting in bed or chair**
- **Many Handles on both side secures a good grip**
- **Ergonic grip**

Special solutions



Aids for special solutions

Various aids useful for special repositioning solutions



Immedia MultiGlide Glove

Useful in many situations, such as small adjustments, movements and smoothing out the bedsheets or clothes. Can also be used to release skin tension.

- **Small re-positioning adjustments**
- **Hand check of anti-decubitus cushions and mattresses**
- **Skin tension release**



Immedia OneManSling

The sling is fastened at one side of the head end of the bed and by using the leverage created by the sling and the slide cushion, the user can move higher up in bed, using minimal effort.


- **Moving higher up in bed**
- **For single-handed care**
- **Support with minimal effort**



Immedia SlingOn

For an easy application of a sling in the bed, without having to move the user. Ideal for users with pain, plus size users or users that should not be log rolled.

- **Easy application of a sling**
- **Minimises friction under pressure points**
- **Turning and positioning**



Immedia MiniBoard

Suitable for transfer between bed and operating table, turning and positioning in bed. The plate inside in combination with the low-friction material makes it easy to place under the user.

- **For horizontal transfer**
- **Available with headsupport for safe and comfortable transfer**



Immedia RescueSheet

An evacuation sheet that remains in place under the mattress. In case of emergency, it can be used to quickly transfer a bedridden user including the entire mattress out of the room and down the stairs. The material is fireproof.

- **For emergency evacuations**
- **Remains under the mattress**
- **Transfer out of bed and slide out to safety**



Immedia Non-Slip Square

A high friction pad that can be used when increased friction is desired. It can be placed under the feet to stay and support the user when moving themselves higher up in bed.

- **High friction pad**



Immedia Non-Slip Roll

A high friction material on a roll that can be cut to the desired size. Rolls are 150 cm wide and available in two lengths; 5 meters or 30 meters.

- **High friction**
- **Cut to desired size**

Positioning cushions



Soft, relieving and calming, for multiple purposes

To be used when there is a need to support the body or protect exposed body parts when positioning a person who is unable to make micro and macro movements.



Immedia LeanOnMe Mini

Placed where smaller gaps occur between body and mattress when a person is positioned. Gives a relaxing effect on the body part, which propagates to the rest of the body.



Immedia LeanOnMe Roll

Can be shaped and adjusted exactly to the user needs. Well suited for neurological users, people with decreased body awareness or anxiety as it provides good tactile stimulation.



Immedia LeanOnMe Wing

The backrest cushion with a wing is used in a lateral position and the user's own weight holds the cushion in place. Used for supine positioning to protect exposed body parts from pressure.



Immedia LeanOnMe Channel

The flexible channel-sewn cushion can be rolled and shaped depending application. For legs or to support an arm or as a back support when sitting.



Immedia LeanOnMe Basic

Traditional positioning cushions in different shapes and sizes. To be used in lateral and supine positioning to support any body part or in a supine position to facilitate breathing.

- **For the lower back to relieve pressure on the pelvis**
- **Elevation of hand and for avoiding contractures**
- **For opening a hand affected by spasticity**
- **Use as a nest, for a pressure- and pain-relieving effect**
- **Hug in a lateral position for a calming effect**
- **Back support when tilting hips and shoulders 30 degrees from supine**
- **Protects exposed body parts from pressure from bed rails**
- **Place in the back to ensure the user doesn't tilt backwards**
- **Place under an arm for a pressure- and pain-relieving effect**
- **Place under both legs to relieve oedema**
- **For elevation or for pressure relief on the ankle and/or heel**
- **Place between the legs to protect exposed areas as inner knees.**
- **Used in supine position for supporting the body or extremities**
- **Held into the stomach for a pain relieving and/or calming effect**
- **By using the AVT-method the cushions may support respiration**



Immedia LeanOnMe Ring

Provides a stable and relieving support when a normal pillow is not considered appropriate. For users who develop occipital pressure ulcers and others with poor head control.

- **Relieves pressure on ears, and/or pain relief of neck muscles**
- **Pressure relief on the back of the head, and/or for head control**
- **Supports the head in a sitting position**




Immedia Positioning Wedge

Supports the user on the side after turning, when resting or when performing hygiene or ulcer care. Can be combined with different slide sheets. The non-slip cover keeps the wedge in place.

- **Supports static positioning**
- **For care and personal hygiene**
- **Unequally angled sides for different situations**

Sit to stand



Sit to stand platforms

Ergonomic platforms for transfer, turning and standing support. The safe and functional design, reduces the risk of injury for both the user and the carer. Suitable in home care and all health- and acute care environments.



Molift Raiser Pro

Allows the user to use their own muscle power with a natural movement pattern. Ideal in confined spaces for transfers such as bed to wheelchair, wheelchair to shower chair. Assists the carer with minimum risk of injury.

- **Transfer from bed to wheelchair, shower chair and toilet**
- **Reduces the risk of injury for user and carer**
- **Intuitive and easy to manoeuvre**



Etac Turner Pro

Offers safe patient turning with standing support. Enables a good posture and minimises the risk of injury for the carer and encourages natural standing and sitting movement for the user.

- **Safe turning and standing support**
- **Very few and easy adjustments**
- **Ideal for narrow spaces**



Special Products and Service

Contact Us

Units 5 and 6 Lower Vicarage Road Southampton
Hampshire
SO19 7RJ
T: 02380 420678
E: info@easycare systems.co.uk

www.easycare systems.co.uk