



Positioning Wedge

Index

Illustrations.....	3
User manual – English	4

Illustrations




1

General

Thank you for choosing an Etac product.

To avoid accidents and injury when moving and handling the products, please read this manual carefully.

The person described as “the user” in this “Instruction for Use” is the person who is lying or sitting on the product. The carers are the people who manoeuvre the product.

 **This symbol appears alongside the text in the manual. It draws the reader’s attention to points at which there may be a risk to the health and safety of the user or carer.**

These products comply with the standards applicable for Class 1 products in the Medical Device Regulation (EU) 2017/745 on medical devices.

At Etac we strive to continually improve our products and therefore we reserve the right to make changes to products without prior warning. All measurements given on illustrations and similar material are for guidance only and Etac cannot be held liable for errors and defects.

The information given in this manual, including recommendations, combinations and sizing, does not apply to special orders and modifications. If the customer makes adjustments, repairs or uses combinations not predetermined by Etac, the Etac CE certification and Etac warranty will not be valid. If in doubt, please contact Etac.




Warranty: Two-year warranty on material and manufacturing defects, provided that the product is used correctly.

Expected lifetime: The device has an expected service life of 1 to 2 years under normal use. The service life of the device varies depending on usage frequency, loads and how often and how it is washed.

For further information on the Etac Patient handling, see www.etac.com.

In case of an adverse event occurred in relation to the device, incidents should be reported to your local dealer and the national competent authority in a timely manner. The local dealer will forward information to manufacturer.

Symbols in general

 Washing	 Disinfect / Wipe off	 Warning	 Manufacturer
 Do not bleach	 Never leave on the floor	 Production year, month and day	 CE -certification
 Tumbledry	 Risk of sliding down	 Batch no./Lot no.	 Keep dry
 Iron	 Keep out of the sun	 User mass limit = maximum rated load	 Non sterile
 Do not dryclean	 Read the user manual	 The product can be scrapped according to national regulations	 Article number

 Medical device

Intended use

Positioning Wedges can be used to support and position users in baths, for lower body hygiene, bed-baths, resting, raising head or foot end, etc.

Intended environment

Acute care, Long-term care, Home care

Practical handling

Positioning

One or more Positioning Wedges can be positioned to best suit the individual user and to help maintain the user's position.

Use

The user feels more comfortable and relaxed in the position. Carers can position the user using a Positioning Wedge or Wedges. As the carer does not have to stand and support

the user, bathing, lower body hygiene, bed-baths, etc. are far less a strain on the carer.

Notice

Special features

Always check the product before use and after washing.

Never use a defective product. If the product shows signs of wear-and-tear, it must be scrapped.

Read these instructions carefully.

It is important that carers receive instruction in manual handling. Etac offers advice and training for carers. For further information, contact Etac.

Always use the correct manual handling techniques.

Encourage the user to assist where possible.

To ensure that the user feels safe and that every manual handling is smooth, always plan the manual handling in advance.



There is a risk that the user may slide off. Never leave the user alone on the edge of the bed.



Never leave the product on the floor.



Always conduct a risk assessment, and ensure that the assistive product can be used for the individual user and, in combination with other devices, that it is safe for the user and carers.

If in any doubt - please contact Us.

Material and cleaning

Material:

Positioning Wedge: Polyurethane foam.

Cover: Polyester, polyurethane.

The product should be checked regularly, preferably each time it is used, and especially after washing.

Check that there is no damage to seams or fabric.



Never try to repair a product yourself.
Never use a defective product.

Washing instructions:

Remove foam before washing.

Do not use fabric softener.

This product can be cleaned with a solvent-free cleaning agent with a pH level between 5 and 9, or a 70% disinfection solution.



Service information

Inspection

First inspection:

- Is the packaging intact?
- Read the label on the packaging and check the article no. and product description
- Check that Short Instruction is enclosed – updated User Manual/Instruction for use can be downloaded from www.etac.com or contact your Etac Customer Service or the local dealer.
- Check the label on the product - does it include article no., product description, lot/batch no., cleaning instructions and supplier name?

Periodic Inspection:

- Make sure that your Manual transfer system always is in a perfect condition.
- After wash – always check materials, stitching, handles, buckles.
- If the product shows signs of wear and tear, it must be removed from service immediately.



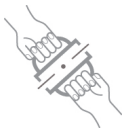
Visual inspection/Check the product:

Ensure that the materials, seams, stitching, handles, buckles are intact/faultless.



Stability test:

Try to bend the product verify that it feels firm, stable and solid.



Mechanical load or stress/Test handles:

Draw hard in the handles in opposite directions and control the material, seams and stitching.

Test buckles:

Lock the buckle and draw in opposite directions, control the buckle and the stitching.



Test low/high friction:

Place the product on a firm surface or a bed, place your hands on the material and test the friction by pushing your hands down into the product.

Low friction – slides effortlessly

High friction – no sliding/moving

Check:

Manual transfer aids with handles, straps and buckles:



Manual transfer aids with for sitting and lying transfer and with high or low friction:



Production year, month and day



The product can be scrapped in accordance with national regulations



Read the user manual



Special Products and Service

Contact Us

Units 5 and 6 Lower Vicarage Road Southampton

Hampshire

SO19 7RJ

T: 02380 420678

E: info@easycare systems.co.uk

www.easycare systems.co.uk