

# Long Handled Sponges

## Long Sponge

HA075010



## Buff Sponge

HA078010




## Toe/Foot Cleaner

HA079010



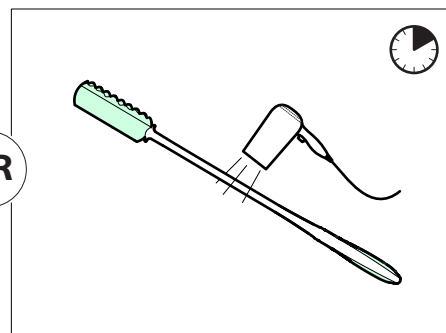
### Instructions For Bending The Handle

The sponge handle can be reformed to help clean difficult-to-reach areas such as the back and neck.

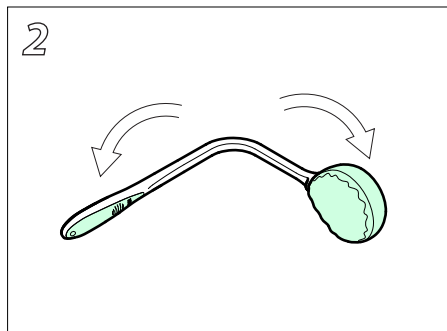


Slowly pour a kettle of boiling water over the handle to soften the plastic.

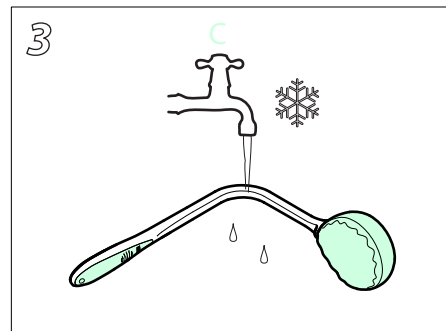
OR



Alternatively, heat the handle with a hair dryer for 5-10 mins until it is easy to bend.



Bend the handle to the desired angle and hold in position. Hold with a towel if it is too hot.



Cool the handle under cold water for a few minutes to 'fix' the angle.



#### Caution

Boiling water and steam can cause severe burns; exercise extreme caution. Avoid getting boiling water in the sponge head as this will present a scalding hazard.